













SKM 2023 / CSK 2023
 OK Junior
 Finale
 Classement

Clt	Prog.	N°	Pilote	Nat	Chassis / Moteur / Pneus	Tours	Ecart	M.Tour	Interv.	Pénalité
1	=	489	BÄTTIG Chiara		IPK / lame / LeCont	18		53.652		
2	=	410	RUSSELL Neil		IPK / lame / LeCont	18	+4.863	53.916	+4.863	
3	=	412	VOUAT Arnaud		Parolin / lame / LeCont	18	+9.099	54.164	+4.236	
4	=	401	GENOLET Alexis		Racer / lame / LeCont	18	+9.164	54.027	+0.065	
5	=	413	HIRSCHI Sebastian		IPK / lame / LeCont	18	+9.382	54.142	+0.218	
6	=	434	ZASOV Georgiy		Parolin / TM Racing / LeCont	18	+12.816	54.307	+3.434	
7	-2	418	BRUPBACHER Julian		Intrepid / TM Racing / LeCont	18	+15.827	54.292	+3.011	
8	=	407	ARN Levi		Swiss Hutless / lame / LeCont	18	+18.220	54.308	+2.393	+5.000
9	-1	428	LEFEBVRE Maxence		Parolin / TM Racing / LeCont	18	+19.906	54.332	+1.686	
10	-1	405	LEHMANN Elias		Parolin / TM Racing / LeCont	18	+20.755	54.515	+0.849	
11	+4	488	DERUNGS Shai		Parolin / TM Racing / LeCont	18	+21.034	54.694	+0.279	
12	=	433	ZIEGLER Ben		Kosmic / Vortex / LeCont	9	+9 Tours	54.662	+9 Tours	

Meilleur tour : 489 BÄTTIG Chiara - 53.652 - 85,01 Km/h

N° 407 5 s de pénalité : Position incorrecte du carénage Av Art 2.3.3. / PG

Sous réserve de fait technique ou sportif

Chronométrage



Heure d'affichage

Direction de Course



SKM 2023 / CSK 2023

OK Junior

Finale

Historique

Tour	Secteur 1	Secteur 2	Secteur 3	Temps
401 GENOLET Alexis				
	20.142	17.817	18.326	
	START			
	19.069	20.830	35.897	
1	19.655	17.629	18.330	55.614
2	18.805	17.351	18.227	54.383
3	18.901	17.292	18.162	54.355
4	18.636	17.227	18.164	54.027
5	18.851	17.287	18.153	54.291
6	18.799	17.282	18.223	54.304
7	18.710	17.265	18.213	54.188
8	18.663	17.274	18.282	54.219
9	18.781	17.251	18.209	54.241
10	18.755	17.306	18.175	54.236
11	18.759	17.297	18.243	54.299
12	18.838	17.308	18.272	54.418
13	18.709	17.375	18.233	54.317
14	18.737	17.330	18.258	54.325
15	18.746	17.359	18.212	54.317
16	18.825	17.323	18.263	54.411
17	18.743	17.307	18.315	54.365
	FINISH			
18	18.826	17.398	18.515	54.739

Tour	Secteur 1	Secteur 2	Secteur 3	Temps
405 LEHMANN Elias				
	21.203	18.291	18.457	
	START			
	19.474	18.415	32.588	
1	20.664	17.951	18.928	57.543
2	19.614	17.683	18.626	55.923
3	18.972	17.436	18.328	54.736
4	18.924	17.531	18.390	54.845
5	18.768	17.454	18.293	54.515
6	18.943	17.371	18.317	54.631
7	18.793	17.546	18.258	54.597
8	18.876	17.465	18.346	54.687
9	18.860	17.374	18.859	55.093
10	19.305	17.893	18.238	55.436
11	18.867	17.402	18.355	54.624

Tour	Secteur 1	Secteur 2	Secteur 3	Temps
12	18.883	17.475	18.273	54.631
13	18.974	17.504	18.274	54.752
14	18.994	17.466	18.285	54.745
15	18.935	17.396	18.314	54.645
16	18.852	17.516	18.311	54.679
17	18.937	17.647	18.355	54.939
	FINISH			
18	18.980	17.499	18.689	55.168

Tour	Secteur 1	Secteur 2	Secteur 3	Temps
407 ARN Levi				
	19.848	17.643	18.491	
	START			
	18.970	20.344	35.223	
1	20.189	17.604	18.536	56.329
2	18.906	17.455	18.324	54.685
3	18.834	17.386	18.314	54.534
4	18.787	17.325	18.329	54.441
5	18.805	17.318	18.277	54.400
6	18.802	17.268	18.290	54.360
7	18.891	17.304	18.236	54.431
8	18.779	17.309	18.220	54.308
9	18.891	17.311	18.254	54.456
10	18.760	17.344	18.222	54.326
11	18.845	17.353	18.267	54.465
12	18.795	17.397	18.248	54.440
13	18.738	17.423	18.326	54.487
14	18.822	17.402	18.318	54.542
15	18.911	17.401	18.298	54.610
16	18.845	17.475	18.337	54.657
17	18.812	17.440	18.402	54.654
	FINISH			
18	18.928	17.492	18.277	54.697

Tour	Secteur 1	Secteur 2	Secteur 3	Temps
410 RUSSELL Neil				
	19.550	17.983	18.216	
	START			
	19.052	21.442	36.245	
1	19.389	17.502	18.356	55.247

SKM 2023 / CSK 2023

OK Junior

Finale

Historique

Tour	Secteur 1	Secteur 2	Secteur 3	Temps
2	18.753	17.336	18.311	54.400
3	18.699	17.215	18.208	54.122
4	18.685	17.155	18.242	54.082
5	18.665	17.156	18.198	54.019
6	18.567	17.230	18.296	54.093
7	18.607	17.195	18.234	54.036
8	18.518	17.121	18.292	53.931
9	18.586	17.136	18.253	53.975
10	18.529	17.162	18.225	53.916
11	18.652	17.248	18.244	54.144
12	18.628	17.197	18.209	54.034
13	18.598	17.309	18.230	54.137
14	18.618	17.154	18.298	54.070
15	18.562	17.255	18.278	54.095
16	18.614	17.246	18.235	54.095
17	18.641	17.296	18.254	54.191
FINISH				
18	18.695	17.309	18.287	54.291

Tour	Secteur 1	Secteur 2	Secteur 3	Temps
	18.936	21.521	35.600	
1	19.726	17.516	18.599	55.841
2	18.708	17.367	18.307	54.382
3	18.792	17.271	18.375	54.438
4	18.589	17.254	18.299	54.142
5	18.715	17.196	18.259	54.170
6	18.724	17.218	18.309	54.251
7	18.657	17.247	18.267	54.171
8	18.704	17.217	18.263	54.184
9	18.747	17.251	18.294	54.292
10	18.716	17.234	18.320	54.270
11	18.810	17.288	18.350	54.448
12	18.675	17.217	18.323	54.215
13	18.732	17.273	18.333	54.338
14	18.726	17.261	18.341	54.328
15	18.689	17.309	18.333	54.331
16	18.758	17.246	18.395	54.399
17	18.747	17.336	18.396	54.479
FINISH				
18	18.767	17.263	18.469	54.499

412 VOUTAT Arnaud

19.948	17.819	18.399		
START				
	18.945	21.634	36.442	
1	19.530	17.549	18.307	55.386
2	18.829	17.321	18.302	54.452
3	18.759	17.299	18.275	54.333
4	18.679	17.239	18.277	54.195
5	18.681	17.280	18.249	54.210
6	18.708	17.235	18.343	54.286
7	18.635	17.267	18.262	54.164
8	18.640	17.329	18.325	54.294
9	18.675	17.239	18.294	54.208
10	18.716	17.252	18.288	54.256
11	18.702	17.299	18.371	54.372
12	18.641	17.329	18.290	54.260
13	18.624	17.334	18.340	54.298
14	18.721	17.331	18.306	54.358
15	18.658	17.327	18.276	54.261
16	18.708	17.327	18.301	54.336
17	18.722	17.332	18.435	54.489
FINISH				
18	18.855	17.383	18.653	54.891

418 BRUPBACHER Julian

20.831	18.668	18.655		
START				
	19.580	18.155	33.011	
1	20.366	17.684	18.837	56.887
2	19.126	17.428	18.497	55.051
3	18.876	17.321	18.427	54.624
4	18.775	17.311	18.492	54.578
5	18.782	17.351	18.490	54.623
6	18.690	17.266	18.336	54.292
7	18.785	17.348	18.299	54.432
8	18.769	17.309	18.528	54.606
9	18.771	17.447	18.457	54.675
10	18.744	17.383	18.395	54.522
11	18.776	17.320	18.489	54.585
12	18.929	17.397	18.445	54.771
13	18.692	17.370	18.432	54.494
14	18.890	17.313	18.354	54.557
15	18.895	17.332	18.375	54.602
16	18.753	17.505	18.427	54.685
17	18.743	17.399	18.452	54.594
FINISH				
18	18.874	17.397	18.486	54.757

413 HIRSCHI Sebastian

20.168	17.702	18.421		
START				

428 LEFEBVRE Maxence

START				
-------	--	--	--	--

SKM 2023 / CSK 2023

OK Junior

Finale

Historique

Tour	Secteur 1	Secteur 2	Secteur 3	Temps
	21.018	17.969	18.542	
	START			
	19.209	18.854	33.995	
1	21.249	17.683	18.871	57.803
2	19.256	17.647	18.537	55.440
3	18.759	17.404	18.480	54.643
4	18.781	17.575	18.353	54.709
5	18.748	17.306	18.278	54.332
6	18.819	17.437	18.489	54.745
7	19.013	17.408	18.324	54.745
8	18.769	17.447	18.384	54.600
9	18.984	17.366	19.039	55.389
10	18.843	17.337	18.375	54.555
11	18.808	17.500	18.350	54.658
12	18.869	17.503	18.393	54.765
13	18.773	17.447	18.446	54.666
14	18.885	17.494	18.488	54.867
15	18.833	17.424	18.485	54.742
16	18.896	17.352	18.475	54.723
17	18.941	17.583	18.621	55.145
	FINISH			
18	18.840	17.498	18.499	54.837

433 ZIEGLER Ben

	21.205	18.548	18.839	
	START			
	19.128	18.370	32.299	
1	20.623	17.824	18.731	57.178
2	18.925	17.478	18.544	54.947
3	18.976	17.341	18.507	54.824
4	18.830	17.352	18.524	54.706
5	18.914	17.330	18.485	54.729
6	18.768	17.425	18.474	54.667
7	18.976	17.395	18.460	54.831
8	18.782	17.331	18.549	54.662
9	18.877	17.368	19.562	55.807
	FINISH			

434 ZASOV Georgij

	20.133	17.786	18.370	
	START			
	19.048	20.825	35.491	
1	20.021	17.518	18.401	55.940
2	18.964	17.384	18.471	54.819
3	18.827	17.296	18.372	54.495
4	18.790	17.366	18.350	54.506

Tour	Secteur 1	Secteur 2	Secteur 3	Temps
5	18.815	17.356	18.295	54.466
6	18.761	17.273	18.316	54.350
7	18.850	17.325	18.277	54.452
8	18.699	17.339	18.385	54.423
9	18.753	17.255	18.310	54.318
10	18.688	17.357	18.262	54.307
11	18.704	17.384	18.298	54.386
12	18.731	17.354	18.270	54.355
13	18.695	17.389	18.382	54.466
14	18.812	17.637	18.380	54.829
15	18.756	17.394	18.436	54.586
16	18.761	17.417	18.405	54.583
17	18.747	17.436	18.478	54.661
	FINISH			
18	18.774	17.451	18.369	54.594

488 DERUNGS Shai

	20.209	17.682	18.573	
	START			
	19.140	19.693	34.904	
1	20.127	17.603	19.261	56.991
2	19.314	17.585	18.492	55.391
3	18.966	17.369	18.450	54.785
4	18.903	17.397	18.445	54.745
5	18.968	17.380	18.346	54.694
6	18.885	17.399	18.458	54.742
7	18.965	17.409	18.425	54.799
8	18.829	17.302	18.650	54.781
9	18.840	17.425	18.571	54.836
10	18.812	17.368	18.533	54.713
11	18.956	17.405	18.506	54.867
12	18.880	17.492	18.460	54.832
13	18.895	17.403	18.577	54.875
14	18.895	17.365	18.444	54.704
15	18.874	17.385	18.502	54.761
16	18.931	17.413	18.485	54.829
17	19.365	17.822	18.560	55.747
	FINISH			
18	18.935	17.650	19.060	55.645

489 BÄTTIG Chiara

	19.654	17.493	18.215	
	START			
	18.894	22.441	36.765	
1	19.334	17.320	18.170	54.824
2	18.693	17.231	18.268	54.192

SKM 2023 / CSK 2023

OK Junior

Finale

Historique

Tour	Secteur 1	Secteur 2	Secteur 3	Temps
3	18.614	17.166	18.202	53.982
4	18.587	17.151	18.144	53.882
5	18.484	17.040	18.128	53.652
6	18.501	17.037	18.245	53.783
7	18.514	17.074	18.154	53.742
8	18.481	17.072	18.145	53.698
9	18.563	17.072	18.176	53.811
10	18.537	17.090	18.154	53.781
11	18.593	17.063	18.159	53.815
12	18.537	17.100	18.163	53.800
13	18.532	17.154	18.156	53.842
14	18.531	17.106	18.174	53.811
15	18.495	17.102	18.174	53.771
16	18.516	17.138	18.176	53.830
17	18.592	17.137	18.146	53.875
	FINISH			
18	18.587	17.184	18.165	53.936

Sponsoren / Sponsors

SKM 2023 / CSK 2023

OK Junior

Finale

Tour par tour

Grille	489	410	412	401	413	434	488	407	418	428	405	433
--------	-----	-----	-----	-----	-----	-----	-----	-----	-----	-----	-----	-----

	1.	2.	3.	4.	5.	6.	7.	8.	9.	10.	11.	12.
Départ	489	410	412	401	413	434	488	407	418	428	405	433
Tour 1	489	410	412	401	413	434	407	488	418	433	405	428
Tour 2	489	410	412	401	413	434	407	418	488	433	428	405
Tour 3	489	410	412	401	413	434	407	418	488	433	428	405
Tour 4	489	410	412	401	413	434	407	418	488	433	428	405
Tour 5	489	410	412	401	413	434	407	418	488	433	428	405
Tour 6	489	410	412	401	413	434	407	418	488	433	428	405
Tour 7	489	410	412	401	413	434	407	418	488	433	428	405
Tour 8	489	410	412	401	413	434	407	418	488	433	428	405
Tour 9	489	410	412	401	413	434	407	418	488	428	405	433
Tour 10	489	410	412	401	413	434	407	418	488	428	405	
Tour 11	489	410	412	401	413	434	407	418	488	428	405	
Tour 12	489	410	412	401	413	434	407	418	488	428	405	
Tour 13	489	410	412	401	413	434	407	418	488	428	405	
Tour 14	489	410	412	401	413	434	407	418	488	428	405	
Tour 15	489	410	412	401	413	434	407	418	488	428	405	
Tour 16	489	410	412	401	413	434	407	418	488	428	405	
Tour 17	489	410	412	401	413	434	407	418	428	488	405	
Tour 18	489	410	412	401	413	434	407	418	428	405	488	