








SKM 2023 / CSK 2023
 OK Junior
 Finale
 Classement Officiel

Cl.	Prog.	N°	Pilote	Nat	Chassis / Moteur / Pneus	Tours	Ecart	M.Tour	Interv.
1	-1	489	BÄTTIG Chiara		IPK / lame / Le Cont	26		37.181	
2	+1	412	VOUTAT Arnaud		Parolin / lame / Le Cont	26	+6.804	37.428	+6.804
3	-1	410	RUSSELL Neil		IPK / lame / Le Cont	26	+9.350	37.617	+2.546
4	+1	407	ARN Levi		Swiss Hutless / lame / Le Cont	26	+10.651	37.383	+1.301
5	-1	433	ZIEGLER Ben		Kosmic / Vortex / Le Cont	26	+16.374	37.626	+5.723
6	-1	405	LEHMANN Elias		Parolin Racing Kart / TM Kart / Le Cont	26	+16.588	37.724	+0.214
7	+2	411	BAYER Marlon		OTK / TM Kart / Le Cont	26	+19.199	37.781	+2.611
8	-2	440	PAULI Emilia		Parolin / TM Kart / Le Cont	26	+19.502	37.723	+0.303
9	+1	413	HIRSCHI Sebastian		IPK / lame / Le Cont	16	+10 Tours	38.017	+10 Tours
10	+1	488	DERUNGS Shai		Parolin / TM Kart / Le Cont	7	+19 Tours	37.786	+9 Tours

Meilleur tour : 489 BÄTTIG Chiara - 37.181 - 79,87 Km/h

Chronométrage



Heure d'affichage

Direction de Course



SKM 2023 / CSK 2023

OK Junior

Finale

Historique

N°	Tour	Temps	N°	Tour	Temps	N°	Tour	Temps	N°	Tour	Temps
405 LEHMANN Elias			407	4	38.082	410	13	37.727	411	22	37.943
405			407	5	38.395	410	14	37.714	411	23	37.781
405			407	6	37.751	410	15	37.764	411	24	38.511
	START		407	7	37.676	410	16	37.760	411	25	38.345
405			407	8	37.804	410	17	37.709	FINISH		
405	1	39.953	407	9	37.742	410	18	37.751	411	26	38.214
405	2	38.321	407	10	37.753	410	19	37.833	412 VOUTAT Arnaud		
405	3	38.316	407	11	37.676	410	20	37.617	412		
405	4	37.975	407	12	37.748	410	21	37.670	START		
405	5	38.365	407	13	37.696	410	22	37.622	412		
405	6	38.617	407	14	37.670	410	23	37.658	412		
405	7	37.797	407	15	37.652	410	24	38.406	FINISH		
405	8	38.136	407	16	37.577	410	25	37.870	412	1	38.924
405	9	37.839	407	17	37.615	FINISH			412	2	38.783
405	10	37.766	407	18	37.626	410	26	37.880	412	3	37.877
405	11	37.729	407	19	37.753	411 BAYER Marlon			412	4	37.696
405	12	37.876	407	20	37.550	411			412	5	37.710
405	13	37.938	407	21	37.459	411			412	6	37.633
405	14	37.940	407	22	37.383	START			412	7	37.669
405	15	37.943	407	23	37.385	411			412	8	37.772
405	16	37.859	407	24	39.332	FINISH			412	9	37.653
405	17	37.724	407	25	38.026	411	1	39.846	412	10	37.696
405	18	37.929	FINISH			411	2	38.311	412	11	37.428
405	19	37.875	410 RUSSELL Neil			411	3	38.227	412	12	37.669
405	20	37.896	410			411	4	38.128	412	13	37.527
405	21	37.782	410			411	5	39.757	412	14	37.499
405	22	37.817	START			411	6	38.387	412	15	37.640
405	23	37.912	410	1	39.061	411	7	38.151	412	16	37.722
405	24	39.357	410	2	38.513	411	8	38.266	412	17	37.642
405	25	38.488	410	3	37.955	411	9	38.093	412	18	37.788
FINISH			410	4	37.839	411	10	38.155	412	19	37.702
405	26	38.016	410	5	37.743	411	11	38.252	412	20	37.721
407 ARN Levi			410	6	37.746	411	12	37.901	412	21	37.608
407			410	7	37.729	411	13	38.101	412	22	37.623
407			410	8	37.748	411	14	38.035	412	23	37.794
	START		410	9	37.762	411	15	37.943	412	24	37.518
407	1	39.906	410	10	37.760	411	16	37.797	412	25	37.717
407	2	38.148	410	11	37.678	411	17	38.057	FINISH		
407	3	38.254	410	12	37.657	411	18	38.004	412	26	37.864
						411	19	38.094			
						411	20	37.829			
						411	21	37.792			

SKM 2023 / CSK 2023

OK Junior

Finale

Historique

N°	Tour	Temps
413 HIRSCHI Sebastian		
413		
413		
START		
413		
413	1	40.769
413	2	38.301
413	3	38.017
413	4	38.055
413	5	38.282
413	6	38.303
413	7	38.032
413	8	38.262
413	9	38.175
413	10	38.226
413	11	38.365
413	12	38.234
413	13	38.208
413	14	39.388
413	15	38.733
413	16	38.869
FINISH		

433 ZIEGLER Ben		
433		
433		
START		
433		
433	1	39.330
433	2	38.314
433	3	38.290
433	4	38.068
433	5	38.902
433	6	38.039
433	7	37.952
433	8	37.987
433	9	37.963
433	10	37.967
433	11	37.786
433	12	38.017
433	13	37.846
433	14	38.014
433	15	37.933
433	16	37.701
433	17	37.848
433	18	37.940
433	19	37.842
433	20	37.929
433	21	37.626

N°	Tour	Temps
433	22	37.843
433	23	37.699
433	24	38.909
433	25	38.926
FINISH		
433	26	38.381
440 PAULI Emilia		
440		
440		
START		
440		
440	1	40.942
440	2	38.516
440	3	38.975
440	4	38.120
440	5	38.150
440	6	38.241
440	7	38.180
440	8	38.020
440	9	37.899
440	10	38.084
440	11	38.161
440	12	37.975
440	13	38.181
440	14	37.942
440	15	37.971
440	16	37.882
440	17	38.026
440	18	37.956
440	19	38.077
440	20	37.896
440	21	37.723
440	22	37.952
440	23	37.983
440	24	38.118
440	25	38.653
FINISH		
440	26	38.094

488 DERUNGS Shai		
488		
488		
START		
488		
488	1	40.026
488	2	38.559
488	3	37.910

N°	Tour	Temps
488	4	38.120
488	5	38.334
488	6	38.050
488	7	37.786
FINISH		
489 BÄTTIG Chiara		
489		
489		
START		
489		
489	1	38.955
489	2	38.064
489	3	37.730
489	4	37.616
489	5	37.541
489	6	37.486
489	7	37.529
489	8	37.487
489	9	37.504
489	10	37.475
489	11	37.289
489	12	37.428
489	13	37.288
489	14	37.311
489	15	37.302
489	16	37.347
489	17	37.377
489	18	37.474
489	19	37.442
489	20	37.232
489	21	37.212
489	22	37.181
489	23	37.206
489	24	37.257
489	25	37.306
FINISH		
489	26	37.903